

| Class/Cycle        | Cycle 1 HW                                                                                                                                                                                                                  |
|--------------------|-----------------------------------------------------------------------------------------------------------------------------------------------------------------------------------------------------------------------------|
| Year 8 Science     |                                                                                                                                                                                                                             |
| Magnetism          | Magnetic materials<br>Magnetic fields<br>Domains<br>Electromagnets<br>Motors<br>Generators                                                                                                                                  |
| Health and Disease | Nervous system<br>Drugs and the nervous system<br>The heart<br>Blood vessels and health<br>Movement- joints<br>Microorganisms<br>Barriers- defence against infection<br>Red and white blood cells<br>Disease and medication |

## Doddle User Guide- [www.doddlelearn.co.uk](http://www.doddlelearn.co.uk)

### Step 1:



The screenshot shows the Doddle login interface. At the top, the word "DODDLE" is written in large, white, stylized letters on an orange background. Below this, there is a "Student/Teacher Login" section. It includes a dropdown menu for "Institution" with "Priory Community School" selected. Below that are input fields for "Username/email address" (containing "joebloggs14") and "Password" (with masked characters). A "GO!" button with a magnifying glass icon is to the right of the password field. A link for "Forgotten password?" is located below the password field. To the right of the login form is a row of seven colorful icons: a purple folder, a red hand holding a signal, a green checkmark, a yellow checkmark, a purple refresh arrow, a blue monitor with an arrow, and a green checkmark.

#### Login information:

**Institution:** Priory Community School BS22 6BP

**Username:** firstnamesurnameyearstarted

e.g. joebloggs14

**Password:** if student is unsure please ask class teacher for this information

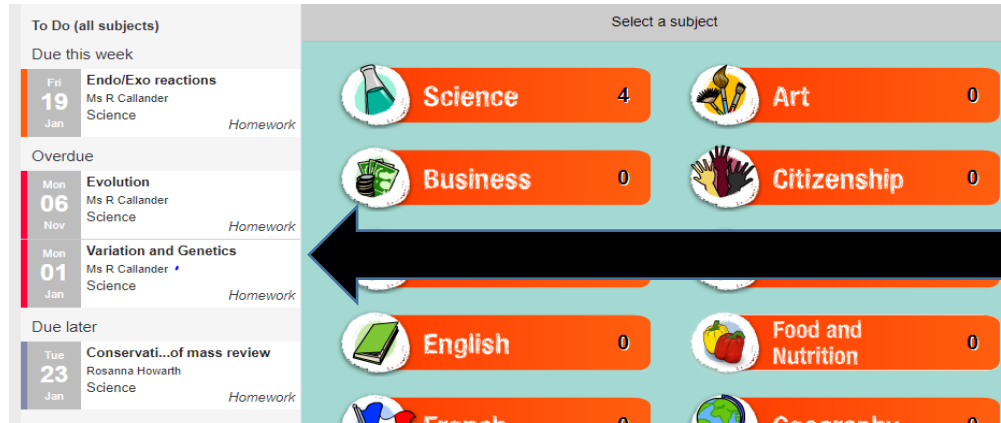
### Step 2:



For science homework and resources click on the relevant section of the home page.

You can access resources for other subjects if you wish.

### Step 3:



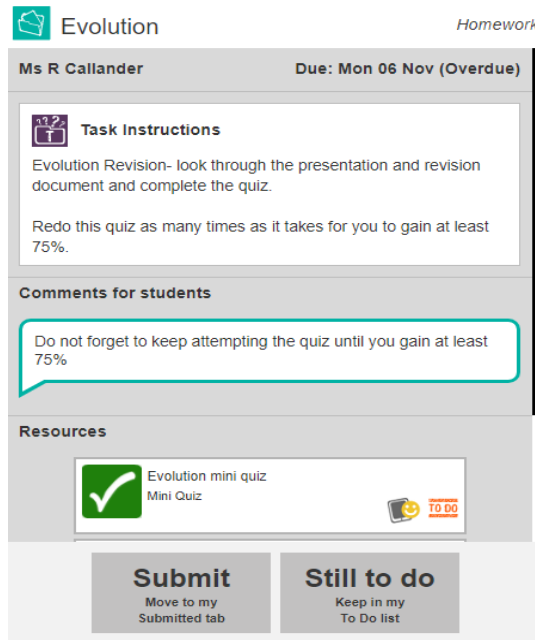
Homework appears on the left hand side of the screen.

This puts them in order of due date.

Due dates are also given.

Overdue homework can still be completed by the student to avoid a detention.

### Step 4:



Clicking on the homework will open up an instructions box.


Students will be asked to repeat the quizzes until they reach a particular percentage. This will encourage them to revise areas of weakness.

### Step 5: Click on the links and start the quiz


## GCSE Science: Biology


This quiz will cover...

- evolution
- classifying organisms.



**30** marks available



 this quiz is NOT timed

 **1** attempt at each question

Click "Next" to begin.


### Step 6: Submit the homework once complete

Resources

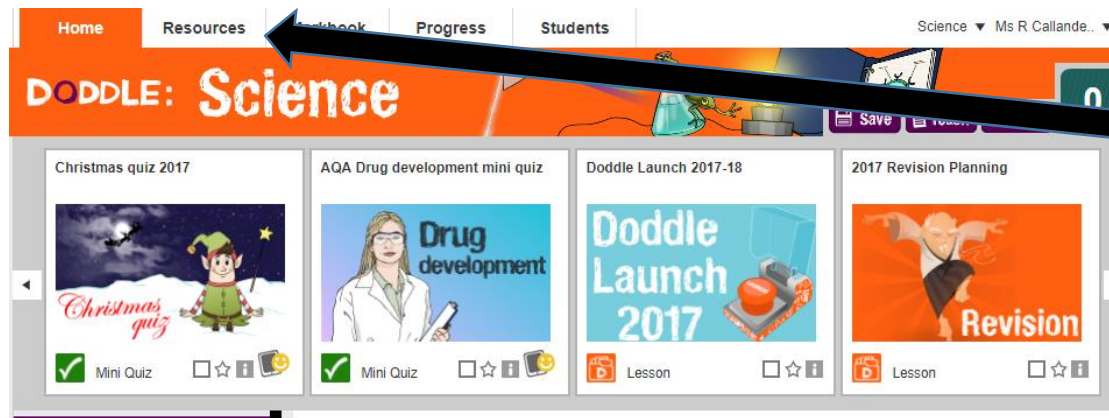
 Evolution mini quiz  
Mini Quiz 

**Submit**  
Move to my Submitted tab

**Still to do**  
Keep in my To Do list

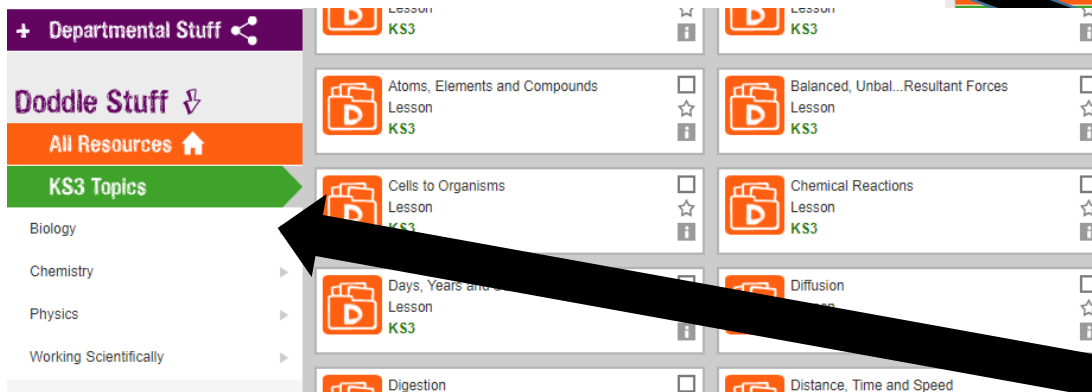
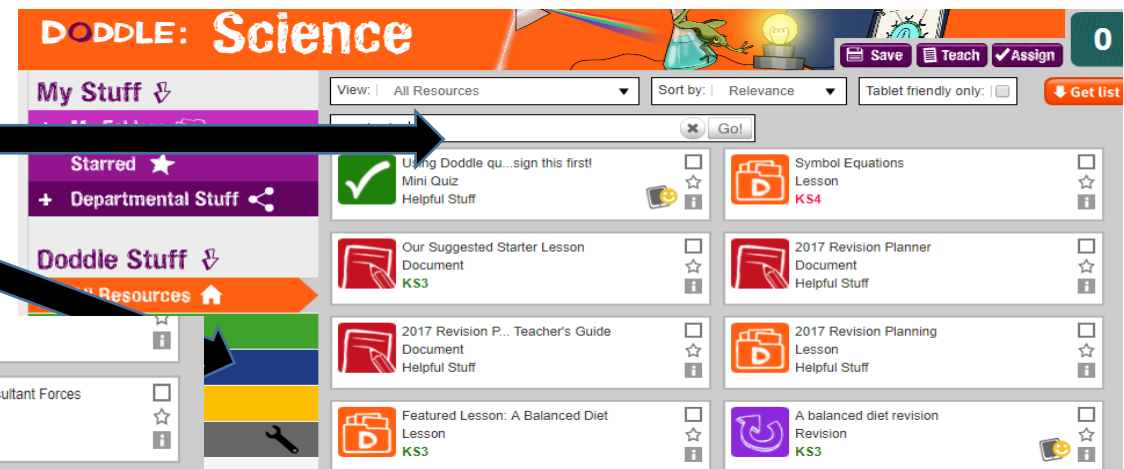


## Searching for Resources for independent revision?



Click on the resources tab on the 'home' page.

Type in a key word into the search bar, or go to KS3 Topics.



Click either Biology, Chemistry or Physics and list of key topics will be available